



**BEAMZ**  
**MADE**  
**EAZY**

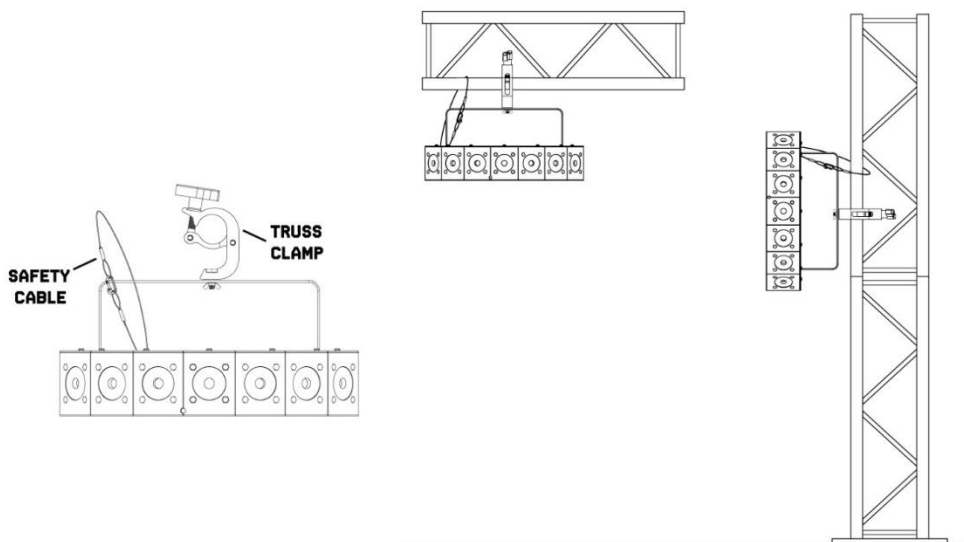
153.696 V1

**FINGERS 7**  
**QUICK START GUIDE**

## RIGGING

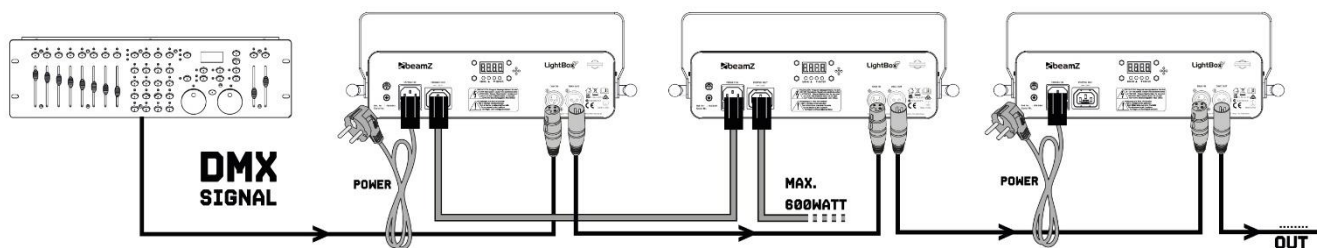
The unit may be set up on a stable and even surface. By means of the fixing facilities of the baseplate, the unit can also be mounted upside down to a truss, see below picture. For fixing, certified clamps with correct safe working load are required. The mounting place must be of sufficient stability and be able to support a weight of 10 times of the unit's weight. Secure the unit with a safety cable so that it cannot fall down.

When carrying out any installation, always comply European and national guidelines concerning rigging, truss and all other safety issues. Always let the installation checked out by an authorized dealer!

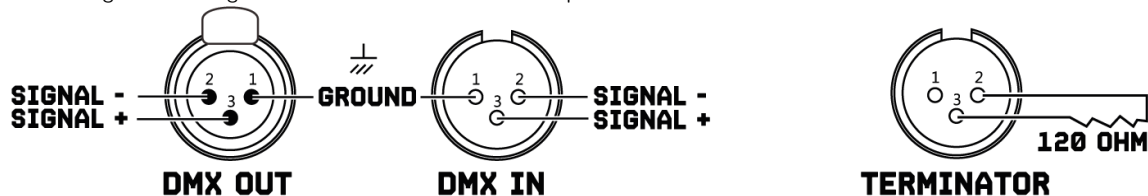


## DMX512 CONTROL

If you are using a standard DMX controller, you can connect the DMX output of the controller directly to the DMX input of the first unit in a DMX chain. Always connect the output of one unit with the input of the next unit until all units are connected.



**CAUTION!** At the last unit, you must close the DMX line with a terminating resistor. Take an XLR connector and solder a 120 Ohm resistor between signal (-) and signal (+) and connect it to the DMX output of the last unit in the line.



## CONTROL MENU

MENU			DESCRIPTION
ADDR	7CH	d001-d512	DMX channel mode and address setting
	4CH		
STAT	S01-19		Select static colours
AUTO	Au 1-3		Select auto program
SOUN	So 1-3		Select sound program
SPEE	SP 1-9		Adjust program speed
SENS	SE 1-9		Adjust microphone sensitivity
COLO	r000-255		Red (0-100%)
	g000-255		Green (0-100%)
	b000-255		Blue (0-100%)
	U000-255		White (0-100%)
DIMM	dl 1- dl 9		Master dimming
SILE	on/off		Silent scene by Sound program
SLAV	Slave		Slave
INFR	on/off		Enable or Disenable IR remote

## DMX CHANNELS

### 4 CHANNELS

CHANNEL	FUNCTION	VALUE	DESCRIPTION
1	Colour	000-255	Red dimmer 0-100%
3		000-255	Green dimmer 0-100%
4		000-255	Blue dimmer 0-100%
5		000-255	White dimmer 0-100%

### 7 CHANNELS

CHANNEL	FUNCTION	VALUE	DESCRIPTION
1	Dimmer	000-255	Master dimming (0-100%)
2	Strobe	000-255	PAR Stroboscope (Rate 0-100%)
3	Colour	000-255	Red dimmer 0-100%
4		000-255	Green dimmer 0-100%
5		000-255	Blue dimmer 0-100%
6		000-255	White dimmer 0-100%
7	Mode	000-009	No function
		010-049	Auto program 1
		050-089	Auto program 2
		90-129	Auto program 3
		130-169	Sound program 1
		170-209	Sound program 2
		210-255	Sound program 3



# BEAMZ

**YOUR FUTURE  
YOUR SKILLS  
YOUR PLATFORM  
YOUR PARTY  
YOUR EVENT**



is a leading developer of lighting products, including intelligent DMX moving heads, wireless battery operated DMX effects, static washes, sound-activated club effects, strobes & blacklights, LED lighting, fog and special effects machines, lasers and indoor and outdoor architectural lighting, as well as lighting controllers and protective bags.

